



One Simple Solution for Many Applications.

Whether it's commercial or residential domestic hot water, the Eternal is the right solution. Its triple pass design provides endless hot water with 98% efficiency, and a 20 year residential/ 10 year commercial no leak warranty.

Features

- Stainless Steel Heat Exchanger w/built in 2 gallon reserve tank
- Full flow design and dual activation (thermostat and flow) are compatible with water sense fixtures
- Flexible NG / LP / Indoor / Outdoor / Direct Vent / Power Vent conversions in one unit
- 2" PVC up to 35ft or 3" PVC venting up to 100ft
- Clip-on components easily serviced by technicians
- Patented self-cleaning utilizes turbulent flow to flush sediments out
- Digital display screen for adjusting temperature and easy diagnostics

Benefits

- Endless hot water without water pressure drop
- **98% Efficiency saves cost, 0.96EF exceeds ENERGY STAR, and qualifies for Tax and LEED credits.**
- Ultra low emissions leaves almost no carbon footprint.
- Easy integration with recirculation and no startup lag eliminates cold water sandwich
- Industry's BEST 20 year residential/10 year commercial heat exchanger warranty

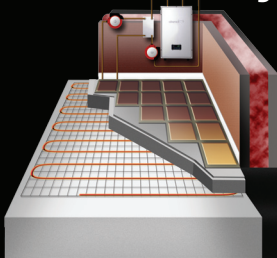
Big Jobs call for Big Solutions!



For larger commercial jobs, Eternal water heaters have the ability to be common vented in parallel up to 4 units, and utilize a multi-controller unit to sync up to 8 units.*

*Feature limited to Eternal GU195M models.

No Ordinary Water Heater!



Eternal can be used in a variety of applications, such as recirculation lines, solar water heating, geothermal, and ice melting applications. Additional parts and plumbing are required.



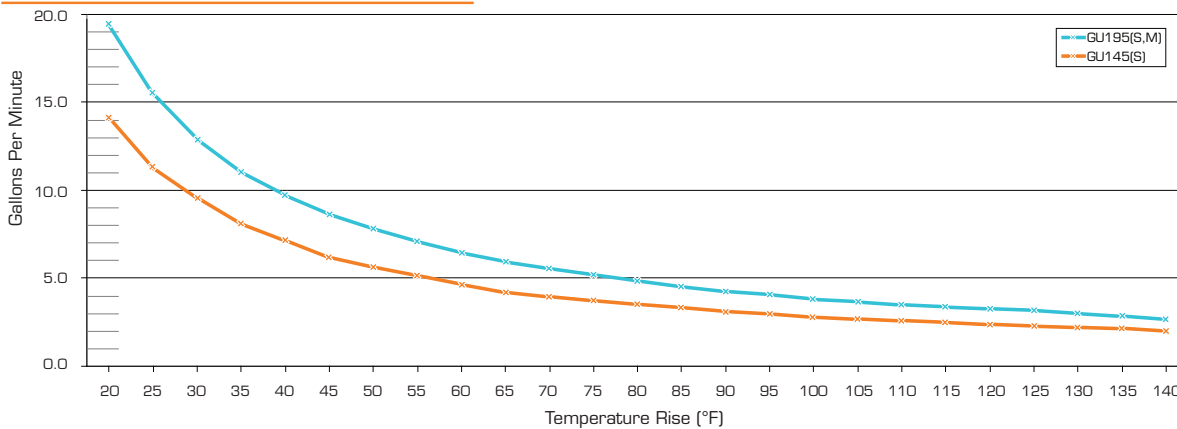
See more at www.eternalwaterheater.com

PRODUCT SPECS

		GU145S*	GU195S / GU195M*
Thermal Efficiency / Energy Factor		98% NG / 99% LP / 0.96 Energy Factor	
Installation		Indoor / Outdoor / Wall Mount / Floor Standing	
Flue System		Sealed Combustion Direct Vent / Power Vent Convertible	
Vent Run	3" PVC / 2" PVC	Up to 100ft, 6 Elbows Max, 5ft Deduction Per Elbow / Up to 35ft, 3 Elbows Max, 5ft Deduction Per Elbow 2" PVC cannot be used at elevations above 4,000ft.	
Condensate Discharge	Low Fire / Med Fire / High Fire	0.5GPH / 1.1GPH / 1.75GPH	
Condensate pH Level		4 pH	
Gas Type		Pre-set for NG / LP Conversion Kit Included	
Unit Connections	Gas and Water	3/4" Female NPT	
	Electricity	Dedicated 120VAC, 60Hz w/3 Pronged Power Cord	
Gas Input Rate	Min / Max	31,000 BTU/Hr / 145,000BTU/Hr	31,000BTU/Hr / 199,000BTU/Hr
Gas Supply Pressure	NG / LP	3.5"WC to 10.5"WC / 8"WC to 14"WC	
Ignition System		Direct Electronic Ignition w/Automatic Flame Sensing	
Burner System		Single Orifice Premixed Fuel Injection Metal Fiber Infrared	
Gas Valve System		Dual Stage Negative Pressure Full Modulation Air Ratio	
Internal Piping Material		S Package - 316L SS / M Package - 316L SS + MCU	
Reserve Tank		Under 2 Gallons	
Electrical Consumption		Standby 8w, Max 45w	Standby 8w, Max 85w
Maximum Noise Level		40dB (a)	50dB (a)
Remote Controller		Up to 3 kits	
Multi Control Unit (MCU)		S Model - Up to 2 units in manifold, No built-in MCU / M Model - MCU up to 8 units in networked manifold, 2 units minimum	
GPM Capacity Range		0.1 to 14.5 GPM	0.1 to 19.5 GPM
Temperature Sensing		Tank, Cold Inlet, Hot Outlet, Air Thermistors	
Temperature Control		Simulation Feed Forward and Feed Back, Computer Controlled Mixing Valve	
Flow Sensing		Dual Flow Sensors w/Built-in GPM Monitor	
Temperature Settings Range		100F to 180F in 5F Steps, Factory Limited to 140F	
Unit Dimensions (WxHxD)		16.9" x 29.1" x 13.8"	
Unit Weight		90lbs / M Option - 91.5lbs	
Safety Devices		T&P Valve, Flame Rod, Thermal Fuse (306F), Remaining Flame Detection, Fan RPM Check, Freeze Protection (-40F), Vent Blockage Detection, Thermostat Switches (167F / 203F), Gas Valve Current Leak Detection, Ignition Prevention, Dipswitch Temperature Lock, GFCI w/2 x 5A Fuses	
Accessories		Outdoor Vent Cap Assembly, 3" Horizontal Terminator, Concentric Venting Kit, Remote Controller Kit, Condensate Neutralizer Kit.	


*GU145S and GU195S are for single or dual unit applications with no multi control unit. The GU195M is for multiple unit applications only and cannot be used for single unit applications.

ETERNAL HOT WATER MINIMUM FLOW RATE DATA



Key Temp (°F) Rise Points	Eternal GU195	Eternal GU145
20°F Rise	19.5 GPMs	14.5 GPMs
35°F Rise	11.1 GPMs	8.1 GPMs
45°F Rise	8.7 GPMs	6.3 GPMs
50°F Rise	7.8 GPMs	5.7 GPMs
60°F Rise	6.5 GPMs	4.7 GPMs
70°F Rise	5.6 GPMs	4.1 GPMs
80°F Rise	4.9 GPMs	3.6 GPMs
90°F Rise	4.3 GPMs	3.2 GPMs





eternal
ADVANCED HYBRID WATER HEATING

Grand Hall USA, Inc. · 3838 W. Miller Road · Garland, Texas, 75041
Tel: 866-946-1096 · Fax: 972-279-8440 · Email: eternalsales@grandhall.com
www.eternalwaterheater.com

Part Number: ECFL08
Flyer Ver: 083111JM